

Dreyfus Index Funds

Dreyfus S&P 500 Index Fund

Ticker Symbol: PEOPX

Dreyfus Midcap Index Fund

Ticker Symbol: PESPX


Dreyfus Smallcap Stock Index Fund

Ticker Symbol: DISSX

Dreyfus International Stock Index Fund

Ticker Symbol: DIISX

PROSPECTUS March 1, 2010



As with all mutual funds, the Securities and Exchange Commission has not approved or disapproved these securities or passed upon the adequacy of this prospectus. Any representation to the contrary is a criminal offense.



BNY MELLON
ASSET MANAGEMENT

 **Dreyfus**

Contents

Fund Summary

Dreyfus S&P 500 Index Fund	1
Dreyfus Midcap Index Fund	5
Dreyfus Smallcap Stock Index Fund	9
Dreyfus International Stock Index Fund	13

Fund Details

Goal and Approach	
Dreyfus S&P 500 Index Fund	17
Dreyfus Midcap Index Fund	17
Dreyfus Smallcap Stock Index Fund	17
Dreyfus International Stock Index Fund	18
Investment Risks	19
Management	21

Shareholder Guide

Buying and Selling Shares	23
Distributions and Taxes	30
Services for Fund Investors	31
Financial Highlights	33

For More Information

See back cover.

Fund Summary

Dreyfus S&P 500 Index Fund

INVESTMENT OBJECTIVE

The fund seeks to match the performance of the Standard & Poor's[®] 500 Composite Stock Price Index.

FEES AND EXPENSES

This table describes the fees and expenses that you may pay if you buy and hold shares of the fund.

The Dreyfus Corporation (Dreyfus) has agreed to pay all of the fund's expenses, except management fees, shareholder services fees, and certain other expenses, including the fees and expenses of the independent Board members and their counsel. Dreyfus has also agreed to reduce its management fee in an amount equal to the fees and expenses of the independent Board members and their counsel.

Annual fund operating expenses (expenses that you pay each year as percentage of the value of your investment)	
Management fees	0.25
Other expenses (including shareholder services fees)	0.26
Total annual fund operating expenses	0.51
Fee waiver and/or expense reimbursement	(0.01)
Total annual fund operating expenses (less fee waiver and/or expense reimbursement)	0.50

EXAMPLE

The Example below is intended to help you compare the cost of investing in the fund with the cost of investing in other mutual funds. The Example assumes that you invest \$10,000 in the fund for the time periods indicated and then redeem all of your shares at the end of those periods. The Example also assumes that your investment has a 5% return each year and that the fund's operating expenses remain the same. Although your actual costs may be higher or lower, based on these assumptions your costs would be:

1 Year
\$51

3 Years
\$160

5 Years
\$280

10 Years
\$628

PORTFOLIO TURNOVER

The fund pays transaction costs, such as commissions, when it buys and sells securities (or "turns over" its portfolio). A higher portfolio turnover may indicate higher transaction costs and may result in higher taxes when fund shares are held in a taxable account. These costs, which are not reflected in annual fund operating expenses or in the example, affect the fund's performance. During the most recent fiscal year, the fund's portfolio turnover rate was 4.36% of the average value of its portfolio.

PRINCIPAL INVESTMENT STRATEGY

To pursue its goal, the fund generally is fully invested in stocks included in the S&P 500[®] Index and in futures whose performance is tied to the index. The fund generally invests in all 500 stocks in the S&P 500[®] in proportion to their weighting in the index.

PRINCIPAL RISKS

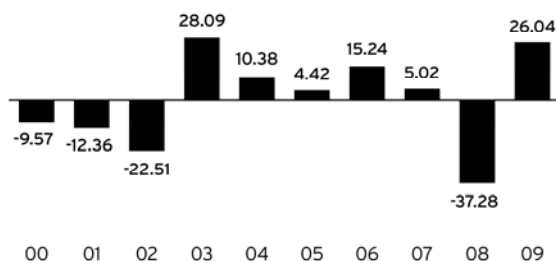
An investment in the fund is not a bank deposit. It is not insured or guaranteed by the FDIC or any other government agency. It is not a complete investment program. The fund's share price fluctuates, sometimes dramatically, which means you could lose money.

- *Market risk.* The market value of a security may decline due to general market conditions that are not specifically related to a particular company, such as real or perceived adverse economic conditions, changes in the outlook for corporate earnings, changes in interest or currency rates or adverse investor sentiment generally. A security's market value also may decline because of factors that affect a particular industry or industries, such as labor shortages or increased production costs and competitive conditions within an industry.
- *Issuer risk.* The value of a security may decline for a number of reasons which directly relate to the issuer, such as management performance, financial leverage and reduced demand for the issuer's products or services.
- *Indexing strategy risk.* The fund uses an indexing strategy. It does not attempt to manage market volatility, use defensive strategies or reduce the effects of any long-term periods of poor index performance. The correlation between fund and index performance may be affected by the fund's expenses, changes in securities markets, changes in the composition of the index and the timing of purchases and redemptions of fund shares.

PERFORMANCE

The following bar chart and table provide some indication of the risks of investing in the fund. The bar chart shows changes in the performance of the fund's shares from year to year. The table compares the average annual total returns of the fund's shares to those of a broad measure of market performance. The fund's past performance (before and after taxes) is no guarantee of future results. Sales charges, if any, are not reflected in the bar chart, and if those charges were included, returns would have been less than those shown. More recent performance information may be available at www.dreyfus.com.

Year-by-year total returns as of 12/31 each year (%)



Best Quarter (Q2, 2009): 15.82%. Worst Quarter (Q4, 2008): -22.04%.

After-tax returns are calculated using the historical highest individual federal marginal tax rates, and do not reflect the impact of state and local taxes. Actual after-tax returns depend on the investor's tax situation and may differ from those shown, and the after tax returns shown are not relevant to investors who hold their shares through tax-deferred arrangements such as 401(k) plans or individual retirement accounts.

Average annual total returns (as of 12/31/09)	1 Year	5 Years	10 Years
Fund <i>returns before taxes</i>	26.04%	-0.02%	-1.41%
Fund <i>returns after taxes on distributions</i>	25.73%	-0.37%	-1.74%
Fund <i>returns after taxes on distributions and sale of fund shares</i>	17.33%	0.01%	-1.25%
S&P 500® Index <i>reflects no deduction for fees, expenses or taxes</i>	26.46%	0.42%	-0.95%

PORTFOLIO MANAGEMENT

The fund's investment adviser is Dreyfus. Thomas Durante has been the primary portfolio manager of the fund since March 2000. He has been employed by Dreyfus since August 1982.

PURCHASE AND SALE OF FUND SHARES

In general, the fund's minimum initial investment is \$2,500 and the minimum subsequent investment is \$100. You may sell your shares on any business day by calling 1-800-645-6561 or by visiting www.dreyfus.com. You may also send your request to sell shares to The Dreyfus Family of Funds, P.O. Box 55263, Boston MA 02205-5263.

TAX INFORMATION

The fund's distributions are taxable as ordinary income or capital gains, except when your investment is through an IRA, 401(k) plan or other tax-advantaged investment plan.

PAYMENTS TO BROKER DEALERS AND OTHER FINANCIAL INTERMEDIARIES

If you purchase shares through a broker-dealer or other financial intermediary (such as a bank), the fund and its related companies may pay the intermediary for the sale of fund shares and related services. These payments may create a conflict of interest by influencing the broker-dealer or other intermediary and your salesperson to recommend the fund over another investment. Ask your salesperson or visit your financial intermediary's website for more information.

Fund Summary

Dreyfus Midcap Index Fund

INVESTMENT OBJECTIVE

The fund seeks to match the performance of the Standard & Poor's® MidCap 400 Index.

FEES AND EXPENSES

This table describes the fees and expenses that you may pay if you buy and hold shares of the fund.

Dreyfus has agreed to pay all of the fund's expenses, except management fees, shareholder services fees, and certain other expenses, including the fees and expenses of the independent Board members and their counsel. Dreyfus has also agreed to reduce its management fee in an amount equal to the fees and expenses of the independent Board members and their counsel.

Annual fund operating expenses (expenses that you pay each year as percentage of the value of your investment)	
Management fees	0.25
Other expenses (including shareholder services fees)	0.26
Total annual fund operating expenses	0.51
Fee waiver and/or expense reimbursement	(0.01)
Total annual fund operating expenses (less fee waiver and/or expense reimbursement)	0.50

EXAMPLE

The Example below is intended to help you compare the cost of investing in the fund with the cost of investing in other mutual funds. The Example assumes that you invest \$10,000 in the fund for the time periods indicated and then redeem all of your shares at the end of those periods. The Example also assumes that your investment has a 5% return each year and that the fund's operating expenses remain the same. Although your actual costs may be higher or lower, based on these assumptions your costs would be:

<u>1 Year</u>	<u>3 Years</u>	<u>5 Years</u>	<u>10 Years</u>
\$51	\$160	\$280	\$628

PORTFOLIO TURNOVER

The fund pays transaction costs, such as commissions, when it buys and sells securities (or "turns over" its portfolio). A higher portfolio turnover may indicate higher transaction costs and may result in higher taxes when fund shares are held in a taxable account. These costs, which are not reflected in annual fund operating expenses or in the example, affect the fund's performance. During the most recent fiscal year, the fund's portfolio turnover rate was 21.72% of the average value of its portfolio.

PRINCIPAL INVESTMENT STRATEGY

To pursue its goal, the fund generally is fully invested in stocks included in the S&P® MidCap 400 Index and in futures whose performance is tied to the index. The fund generally invests in all 400 stocks in the index in proportion to their weighting in the index.

PRINCIPAL RISKS

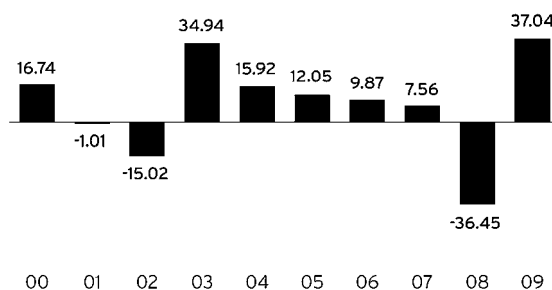
An investment in the fund is not a bank deposit. It is not insured or guaranteed by the FDIC or any other government agency. It is not a complete investment program. The fund's share price fluctuates, sometimes dramatically, which means you could lose money.

- *Market risk.* The market value of a security may decline due to general market conditions that are not specifically related to a particular company, such as real or perceived adverse economic conditions, changes in the outlook for corporate earnings, changes in interest or currency rates or adverse investor sentiment generally. A security's market value also may decline because of factors that affect a particular industry or industries, such as labor shortages or increased production costs and competitive conditions within an industry.
- *Issuer risk.* The value of a security may decline for a number of reasons which directly relate to the issuer, such as management performance, financial leverage and reduced demand for the issuer's products or services.
- *Indexing strategy risk.* The fund uses an indexing strategy. It does not attempt to manage market volatility, use defensive strategies or reduce the effects of any long-term periods of poor index performance. The correlation between fund and index performance may be affected by the fund's expenses, changes in securities markets, changes in the composition of the index and the timing of purchases and redemptions of fund shares.
- *Midsized company risk.* Midsized companies carry additional risks because their earnings and revenues tend to be less predictable (and some companies may be experiencing significant losses) and their share prices more volatile than those of larger, more established companies.

PERFORMANCE

The following bar chart and table provide some indication of the risks of investing in the fund. The bar chart shows changes in the performance of the fund's shares from year to year. The table compares the average annual total returns of the fund's shares to those of a broad measure of market performance. The fund's past performance (before and after taxes) is no guarantee of future results. Sales charges, if any, are not reflected in the bar chart, and if those charges were included, returns would have been less than those shown. More recent performance information may be available at www.dreyfus.com.

Year-by-year total returns as of 12/31 each year (%)



Best Quarter (Q3, 2009): 19.81%. Worst Quarter (Q4, 2008): -25.61%.

After-tax returns are calculated using the historical highest individual federal marginal tax rates, and do not reflect the impact of state and local taxes. Actual after-tax returns depend on the investor's tax situation and may differ from those shown, and the after tax returns shown are not relevant to investors who hold their shares through tax-deferred arrangements such as 401(k) plans or individual retirement accounts.

Average annual total returns (as of 12/31/09)	1 Year	5 Years	10 Years
Fund returns before taxes	37.04%	2.89%	5.89%
Fund returns after taxes on distributions	36.72%	1.96%	4.77%
Fund returns after taxes on distributions and sale of fund shares	24.32%	2.40%	4.77%
S&P® MidCap 400 Index reflects no deduction for fees, expenses or taxes	37.38%	3.27%	6.36%

PORTFOLIO MANAGEMENT

The fund's investment adviser is Dreyfus. Thomas Durante has been the primary portfolio manager of the fund since March 2000. He has been employed by Dreyfus since August 1982.

PURCHASE AND SALE OF FUND SHARES

In general, the fund's minimum initial investment is \$2,500 and the minimum subsequent investment is \$100. You may sell your shares on any business day by calling 1-800-645-6561 or by visiting www.dreyfus.com. You may also send your request to sell shares to The Dreyfus Family of Funds, P.O. Box 55263, Boston MA 02205-5263.

TAX INFORMATION

The fund's distributions are taxable as ordinary income or capital gains, except when your investment is through an IRA, 401(k) plan or other tax-advantaged investment plan.

PAYMENTS TO BROKER DEALERS AND OTHER FINANCIAL INTERMEDIARIES

If you purchase shares through a broker-dealer or other financial intermediary (such as a bank), the fund and its related companies may pay the intermediary for the sale of fund shares and related services. These payments may create a conflict of interest by influencing the broker-dealer or other intermediary and your salesperson to recommend the fund over another investment. Ask your salesperson or visit your financial intermediary's website for more information.

Fund Summary

Dreyfus Smallcap Stock Index Fund

INVESTMENT OBJECTIVE

The fund seeks to match the performance of the Standard & Poor's® SmallCap 600 Index.

FEES AND EXPENSES

This table describes the fees and expenses that you may pay if you buy and hold shares of the fund.

Dreyfus has agreed to pay all of the fund's expenses, except management fees, shareholder services fees, and certain other expenses, including the fees and expenses of the independent Board members and their counsel. Dreyfus has also agreed to reduce its management fee in an amount equal to the fees and expenses of the independent Board members and their counsel.

Annual fund operating expenses (expenses that you pay each year as percentage of the value of your investment)	
Management fees	0.25
Other expenses (including shareholder services fees)	0.26
Total annual fund operating expenses	0.51
Fee waiver and/or expense reimbursement	(0.01)
Total annual fund operating expenses (less fee waiver and/or expense reimbursement)	0.50

EXAMPLE

The Example below is intended to help you compare the cost of investing in the fund with the cost of investing in other mutual funds. The Example assumes that you invest \$10,000 in the fund for the time periods indicated and then redeem all of your shares at the end of those periods. The Example also assumes that your investment has a 5% return each year and that the fund's operating expenses remain the same. Although your actual costs may be higher or lower, based on these assumptions your costs would be:

<u>1 Year</u>	<u>3 Years</u>	<u>5 Years</u>	<u>10 Years</u>
\$51	\$160	\$280	\$628

PORTFOLIO TURNOVER

The fund pays transaction costs, such as commissions, when it buys and sells securities (or "turns over" its portfolio). A higher portfolio turnover may indicate higher transaction costs and may result in higher taxes when fund shares are held in a taxable account. These costs, which are not reflected in annual fund operating expenses or in the example, affect the fund's performance. During the most recent fiscal year, the fund's portfolio turnover rate was 25.48% of the average value of its portfolio.

PRINCIPAL INVESTMENT STRATEGY

To pursue its goal, the fund invests in a representative sample of stocks included in the S&P[®] SmallCap 600 Index and in futures whose performance is tied to the index. The fund expects to invest in approximately 500 or more of the stocks in the index. However, at times, the fund may be fully invested in all the stocks that comprise the index. Under these circumstances, the fund maintains approximately the same weighting for each stock as the index does.

PRINCIPAL RISKS

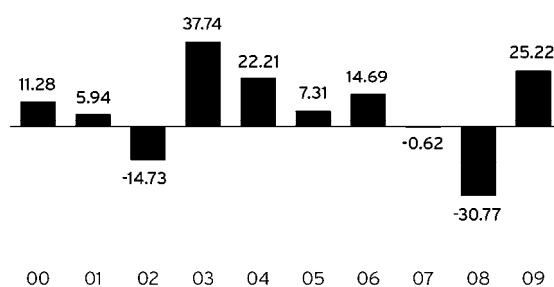
An investment in the fund is not a bank deposit. It is not insured or guaranteed by the FDIC or any other government agency. It is not a complete investment program. The fund's share price fluctuates, sometimes dramatically, which means you could lose money.

- *Market risk.* The market value of a security may decline due to general market conditions that are not specifically related to a particular company, such as real or perceived adverse economic conditions, changes in the outlook for corporate earnings, changes in interest or currency rates or adverse investor sentiment generally. A security's market value also may decline because of factors that affect a particular industry or industries, such as labor shortages or increased production costs and competitive conditions within an industry.
- *Issuer risk.* The value of a security may decline for a number of reasons which directly relate to the issuer, such as management performance, financial leverage and reduced demand for the issuer's products or services.
- *Indexing strategy risk.* The fund uses an indexing strategy. It does not attempt to manage market volatility, use defensive strategies or reduce the effects of any long-term periods of poor index performance. The correlation between fund and index performance may be affected by the fund's expenses, changes in securities markets, changes in the composition of the index and the timing of purchases and redemptions of fund shares.
- *Smaller company risk.* To the extent the fund invests in small and midsize companies, the fund will be subject to additional risks because the earnings and revenues of these companies tend to be less predictable (and some companies may be experiencing significant losses), and their share prices more volatile than those of larger, more established companies. The shares of smaller companies tend to trade less frequently than those of larger, more established companies, which can adversely affect the pricing of these securities and the fund's ability to sell these securities. These companies may have limited product lines, markets or financial resources, or may depend on a limited management group. Some of the fund's investments will rise and fall based on investor perception rather than economic factors. Other investments are made in anticipation of future products, services or events whose delay or cancellation could cause the stock price to drop.

PERFORMANCE

The following bar chart and table provide some indication of the risks of investing in the fund. The bar chart shows changes in the performance of the fund's shares from year to year. The table compares the average annual total returns of the fund's shares to those of a broad measure of market performance. The fund's past performance (before and after taxes) is no guarantee of future results. Sales charges, if any, are not reflected in the bar chart, and if those charges were included, returns would have been less than those shown. More recent performance information may be available at www.dreyfus.com.

Year-by-year total returns as of 12/31 each year (%)



Best Quarter (Q2, 2009): 20.83%. Worst Quarter (Q4, 2008): -24.81%.

After-tax returns are calculated using the historical highest individual federal marginal tax rates, and do not reflect the impact of state and local taxes. Actual after-tax returns depend on the investor's tax situation and may differ from those shown, and the after tax returns shown are not relevant to investors who hold their shares through tax-deferred arrangements such as 401(k) plans or individual retirement accounts.

Average annual total returns (as of 12/31/09)	1 Year	5 Years	10 Years
Fund <i>returns before taxes</i>	25.22%	1.18%	6.02%
Fund <i>returns after taxes on distributions</i>	24.99%	0.34%	5.20%
Fund <i>returns after taxes on distributions and sale of fund shares</i>	16.51%	0.92%	5.04%
S&P® SmallCap 600 Index <i>reflects no deduction for fees, expenses or taxes</i>	25.57%	1.36%	6.35%

PORTFOLIO MANAGEMENT

The fund's investment adviser is Dreyfus. Thomas Durante has been the primary portfolio manager of the fund since March 2000. He has been employed by Dreyfus since August 1982.

PURCHASE AND SALE OF FUND SHARES

In general, the fund's minimum initial investment is \$2,500 and the minimum subsequent investment is \$100. You may sell your shares on any business day by calling 1-800-645-6561 or by visiting www.dreyfus.com. You may also send your request to sell shares to The Dreyfus Family of Funds, P.O. Box 55263, Boston MA 02205-5263.

TAX INFORMATION

The fund's distributions are taxable as ordinary income or capital gains, except when your investment is through an IRA, 401(k) plan or other tax-advantaged investment plan.

PAYMENTS TO BROKER DEALERS AND OTHER FINANCIAL INTERMEDIARIES

If you purchase shares through a broker-dealer or other financial intermediary (such as a bank), the fund and its related companies may pay the intermediary for the sale of fund shares and related services. These payments may create a conflict of interest by influencing the broker-dealer or other intermediary and your salesperson to recommend the fund over another investment. Ask your salesperson or visit your financial intermediary's website for more information.

Fund Summary

Dreyfus International Stock Index Fund

INVESTMENT OBJECTIVE

The fund seeks to match the performance of the Morgan Stanley Capital International Europe, Australasia, Far East (free) Index (MSCI EAFE®).

FEES AND EXPENSES

This table describes the fees and expenses that you may pay if you buy and hold shares of the fund.

Dreyfus has agreed to pay all of the fund's expenses, except management fees, shareholder services fees, and certain other expenses, including the fees and expenses of the independent Board members and their counsel. Dreyfus has also agreed to reduce its management fee in an amount equal to the fees and expenses of the independent Board members and their counsel.

Shareholder fees (fees paid directly from your investment)	
Redemption fee <i>(as a percentage of amount redeemed--charged only when selling shares owned for less than 60 days)</i>	2.00
Annual fund operating expenses (expenses that you pay each year as a percentage of the value of your investment)	
Management fees	0.35
Other expenses (including shareholder services fees)	0.26
Total annual fund operating expenses	0.61
Fee waiver and/or expense reimbursement	(0.01)
Total annual fund operating expenses (less fee waiver and/or expense reimbursement)	0.60

EXAMPLE

The Example below is intended to help you compare the cost of investing in the fund with the cost of investing in other mutual funds. The Example assumes that you invest \$10,000 in the fund for the time periods indicated and then redeem all of your shares at the end of those periods. The Example also assumes that your investment has a 5% return each year and that the fund's operating expenses remain the same. Although your actual costs may be higher or lower, based on these assumptions your costs would be:

<u>1 Year</u>	<u>3 Years</u>	<u>5 Years</u>	<u>10 Years</u>
\$61	\$192	\$335	\$750

PORTFOLIO TURNOVER

The fund pays transaction costs, such as commissions, when it buys and sells securities (or “turns over” its portfolio). A higher portfolio turnover may indicate higher transaction costs and may result in higher taxes when fund shares are held in a taxable account. These costs, which are not reflected in annual fund operating expenses or in the example, affect the fund’s performance. During the most recent fiscal year, the fund’s portfolio turnover rate was 17.26% of the average value of its portfolio.

PRINCIPAL INVESTMENT STRATEGY

To pursue its goal, the fund is fully invested in the stocks included in the MSCI EAFE Index and in futures whose performance is tied to certain countries included in the index. The fund generally invests in all stocks included in the index. The fund’s investments are selected to match the benchmark composition along individual name, country, and industry weighting, and other benchmark characteristics. Under these circumstances, the fund maintains approximately the same weighting for each stock as the index does.

PRINCIPAL RISKS

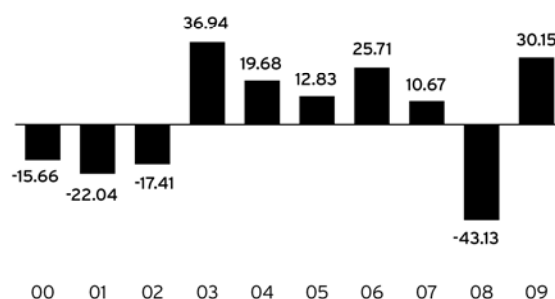
An investment in the fund is not a bank deposit. It is not insured or guaranteed by the FDIC or any other government agency. It is not a complete investment program. The fund’s share price fluctuates, sometimes dramatically, which means you could lose money.

- *Market risk.* The market value of a security may decline due to general market conditions that are not specifically related to a particular company, such as real or perceived adverse economic conditions, changes in the outlook for corporate earnings, changes in interest or currency rates or adverse investor sentiment generally. A security’s market value also may decline because of factors that affect a particular industry or industries, such as labor shortages or increased production costs and competitive conditions within an industry.
- *Issuer risk.* The value of a security may decline for a number of reasons which directly relate to the issuer, such as management performance, financial leverage and reduced demand for the issuer’s products or services.
- *Indexing strategy risk.* The fund uses an indexing strategy. It does not attempt to manage market volatility, use defensive strategies or reduce the effects of any long-term periods of poor index performance. The correlation between fund and index performance may be affected by the fund’s expenses, changes in securities markets, changes in the composition of the index and the timing of purchases and redemptions of fund shares.
- *Foreign investment risk.* Special risks associated with investments in foreign companies include exposure to currency fluctuations, less liquidity, less developed or less efficient trading markets, lack of comprehensive company information, political instability and differing auditing and legal standards.

PERFORMANCE

The following bar chart and table provide some indication of the risks of investing in the fund. The bar chart shows changes in the performance of the fund's shares from year to year. The table compares the average annual total returns of the fund's shares to those of a broad measure of market performance. The fund's past performance (before and after taxes) is no guarantee of future results. Sales charges, if any, are not reflected in the bar chart, and if those charges were included, returns would have been less than those shown. More recent performance information may be available at www.dreyfus.com.

Year-by-year total returns as of 12/31 each year (%)



Best Quarter (Q2, 2009): 24.79%. Worst Quarter (Q4, 2008): -20.97%.

After-tax returns are calculated using the historical highest individual federal marginal tax rates, and do not reflect the impact of state and local taxes. Actual after-tax returns depend on the investor's tax situation and may differ from those shown, and the after tax returns shown are not relevant to investors who hold their shares through tax-deferred arrangements such as 401(k) plans or individual retirement accounts.

Average annual total returns (as of 12/31/09)	1 Year	5 Years	10 Years
Fund <i>returns before taxes</i>	30.15%	3.05%	0.34%
Fund <i>returns after taxes on distributions</i>	29.82%	2.87%	0.07%
Fund <i>returns after taxes on distributions and sale of fund shares</i>	20.57%	2.81%	0.29%
MSCI EAFE Index <i>reflects no deduction for fees, expenses or taxes</i>	31.78%	3.54%	1.17%

PORTFOLIO MANAGEMENT

The fund's investment adviser is Dreyfus. Richard A. Brown and Karen Q. Wong have been the co-primary portfolio managers of the fund since April 2007. Mr. Brown and Ms. Wong have been employed by Dreyfus since April 2005 and by Mellon Capital Management Corporation, an affiliate of Dreyfus, since 1995 and 2000, respectively.

PURCHASE AND SALE OF FUND SHARES

In general, the fund's minimum initial investment is \$2,500 and the minimum subsequent investment is \$100. You may sell your shares on any business day by calling 1-800-645-6561 or by visiting www.dreyfus.com. You may also send your request to sell shares to The Dreyfus Family of Funds, P.O. Box 55263, Boston MA 02205-5263.

TAX INFORMATION

The fund's distributions are taxable as ordinary income or capital gains, except when your investment is through an IRA, 401(k) plan or other tax-advantaged investment plan.

PAYMENTS TO BROKER DEALERS AND OTHER FINANCIAL INTERMEDIARIES

If you purchase shares through a broker-dealer or other financial intermediary (such as a bank), the fund and its related companies may pay the intermediary for the sale of fund shares and related services. These payments may create a conflict of interest by influencing the broker-dealer or other intermediary and your salesperson to recommend the fund over another investment. Ask your salesperson or visit your financial intermediary's website for more information.

Fund Details

GOAL AND APPROACH

The Dreyfus Index Funds invest in various types of stocks using an indexing approach. Each fund seeks to match the performance of a different stock market index, as described in the following pages.

In managing their portfolios, the funds do not rely on the professional judgment of a portfolio manager for decisions about asset allocation or securities selections, as do actively managed funds. Instead, each fund looks to its respective index in determining which securities to hold, and in what proportion.

Indexing has the potential to eliminate some of the risks of active management, and to increase an investor's after-tax performance. At the same time, indexing also means that a fund does not have the option of changing its strategy, even at times when it may appear advantageous to do so.

Throughout this prospectus, references to the "fund" apply to all of the index funds, unless otherwise noted.

Dreyfus S&P 500 Index Fund

The fund seeks to match the performance of the Standard & Poor's[®] 500 Composite Stock Price Index. To pursue this goal, the fund generally is fully invested in stocks included in the index and in futures whose performance is tied to the index.

The fund attempts to have a correlation between its performance and that of the index of at least .95 before expenses. A correlation of 1.00 would mean that the fund and the index were perfectly correlated.

The fund generally invests in all 500 stocks in the S&P 500[®] Index in proportion to their weighting in the index. The S&P 500[®] Index is an unmanaged index of 500 common stocks chosen to reflect the industries of the U.S. economy and is often considered a proxy for the stock market in general. Each stock is weighted by its float-adjusted market capitalization. As a result, larger companies generally have greater representation in the index than small companies. The fund may also use stock index futures as a substitute for the sale or purchase of securities.

Dreyfus Midcap Index Fund

The fund seeks to match the performance of the Standard & Poor's MidCap 400 Index. To pursue this goal, the fund generally is fully invested in stocks included in the index and in futures whose performance is tied to the index.

The fund attempts to have a correlation between its performance and that of the index of at least .95 before expenses. A correlation of 1.00 would mean that the fund and the index were perfectly correlated.

The fund generally invests in all 400 stocks in the S&P MidCap 400 Index in proportion to their weighting in the index. The S&P MidCap 400 Index is an unmanaged index of 400 common stocks of medium-size companies with market capitalizations ranging between approximately \$750 million and \$3.3 billion, depending on index composition. Each stock is weighted by its float-adjusted market capitalization. As a result, larger companies generally have greater representation in the index than small companies. The fund may also use stock index futures as a substitute for the sale or purchase of securities.

Dreyfus Smallcap Stock Index Fund

The fund seeks to match the performance of the Standard & Poor's SmallCap 600 Index. To pursue this goal, the fund invests in a representative sample of stocks included in the S&P SmallCap 600 Index, and in futures whose performance is tied to the index.

The fund attempts to have a correlation between its performance and that of the index of at least .95, before expenses. A correlation of 1.00 would mean that the fund and the index were perfectly correlated.

The fund's portfolio investments are selected by a "sampling" process based on market capitalization, industry representation and other means. Sampling is a statistical process used to select stocks so that the portfolio has investment characteristics that closely approximate those of the index. The fund expects to invest in approximately 500 or more of the stocks in the S&P SmallCap 600 Index. However, at times, the fund may be fully invested in all the stocks that comprise the index. Under these circumstances, the fund maintains approximately the same weighting for each stock as the index does.

The S&P SmallCap 600 Index is an unmanaged index composed of 600 domestic stocks with market capitalizations ranging between approximately \$200 million and \$1 billion, depending on index composition. S&P weights each company's stock in the index by its market capitalization (i.e., the share price times the number of shares outstanding), adjusted by the number of available float shares (i.e., those shares available to public investors). This means that, generally, larger companies have greater representation in the index than small companies. The fund may also use stock index futures as a substitute for the sale or purchase of securities.

Dreyfus International Stock Index Fund

The fund seeks to match the performance of the Morgan Stanley Capital International Europe, Australasia, Far East Index (MSCI EAFE[®]). To pursue this goal, the fund generally is fully invested in stocks included in the MSCI EAFE Index, and in futures whose performance is tied to certain countries included in the index.

The fund attempts to have a correlation between its performance and that of the index of at least .95, before expenses. A correlation of 1.00 would mean that the fund and the index were perfectly correlated.

The fund generally invests in all stocks in the MSCI EAFE Index. The fund's investments are selected to match the benchmark composition along individual name, country, and industry weighting, and other benchmark characteristics. Under these circumstances, the fund maintains approximately the same weighting for each stock as the index does.

The MSCI EAFE Index is a free float-adjusted market capitalization index that is designed to measure the equity market performance of developed markets, excluding the United States and Canada. As of December 2009, the MSCI EAFE Index consisted of the following 21 developed market country indices: Australia, Austria, Belgium, Denmark, Finland, France, Germany, Greece, Hong Kong, Ireland, Italy, Japan, the Netherlands, New Zealand, Norway, Portugal, Singapore, Spain, Sweden, Switzerland, and the United Kingdom. Each stock in the index is weighted by its float-adjusted market capitalization. This means that on average larger companies have greater representation in the index than small companies. The fund may invest in futures contracts whose performance is tied to the MSCI EAFE Index or local market indexes, such as the TOPIX, EuroStoxx 50, FTSE 100 or SPI 200, and may enter into foreign currency forward and futures contracts. These instruments are used primarily as a substitute for the sale or purchase of securities or to maintain the approximate currency exposure of the MSCI EAFE Index.

"Standard & Poor's[®]," "S&P[®]," "Standard & Poor's[®] 500," "S&P 500[®]," "Standard & Poor's MidCap 400 Index" and "Standard & Poor's SmallCap 600 Index" are trademarks of The McGraw-Hill Companies, Inc., and have been licensed for use by the fund. The fund is not sponsored, endorsed, sold or promoted by Standard & Poor's and Standard & Poor's makes no representation regarding the advisability of investing in the fund.

INVESTMENT RISKS

The fund's principal risks are discussed below. An investment in the fund is not a bank deposit. It is not insured or guaranteed by the FDIC or any other government agency. It is not a complete investment program. The value of your investment in the fund will fluctuate, sometimes dramatically, which means you could lose money.

- *Market risk.* The market value of a security may decline due to general market conditions that are not specifically related to a particular company, such as real or perceived adverse economic conditions, changes in the outlook for corporate earnings, changes in interest or currency rates or adverse investor sentiment generally. A security's market value also may decline because of factors that affect a particular industry or industries, such as labor shortages or increased production costs and competitive conditions within an industry.
- *Issuer risk.* The value of a security may decline for a number of reasons which directly relate to the issuer, such as management performance, financial leverage and reduced demand for the issuer's products or services.
- *Indexing strategy risk.* The fund uses an indexing strategy. It does not attempt to manage market volatility, use defensive strategies or reduce the effects of any long-term periods of poor index performance. The correlation between fund and index performance may be affected by the fund's expenses, changes in securities markets, changes in the composition of the index and the timing of purchases and redemptions of fund shares.
- *Midsized company risk.* Midsized companies carry additional risks because their earnings and revenues tend to be less predictable (and some companies may be experiencing significant losses) and their share prices more volatile than those of larger, more established companies.
- *Smaller company risk.* To the extent the fund invests in small and midsized companies, the fund will be subject to additional risks because the earnings and revenues of these companies tend to be less predictable (and some companies may be experiencing significant losses), and their share prices more volatile than those of larger, more established companies. The shares of smaller companies tend to trade less frequently than those of larger, more established companies, which can adversely affect the pricing of these securities and the fund's ability to sell these securities. These companies may have limited product lines, markets or financial resources, or may depend on a limited management group. Some of the fund's investments will rise and fall based on investor perception rather than economic factors. Other investments are made in anticipation of future products, services or events whose delay or cancellation could cause the stock price to drop.
- *Foreign investment risk.* Special risks associated with investments in foreign companies include exposure to currency fluctuations, less liquidity, less developed or less efficient trading markets, lack of comprehensive company information, political instability and differing auditing and legal standards.
- *Foreign currency risk.* Investments in foreign currencies are subject to the risk that those currencies will decline in value relative to the U.S. dollar, or in the case of hedged positions, that the U.S. dollar will decline relative to the currency being hedged. Currency exchange rates may fluctuate significantly over short periods of time. A decline in the value of foreign currencies relative to the U.S. dollar will reduce the value of securities held by the fund and denominated in those currencies. Foreign currencies are also subject to risks caused by inflation, interest rates, budget deficits and low savings rates, political factors and government control.

- *Derivatives risk.* A small investment in derivatives could have a potentially large impact on the fund's performance. The use of derivatives involves risks different from, or possibly greater than, the risks associated with investing directly in the underlying assets. Derivatives can be highly volatile, illiquid and difficult to value, and there is the risk that changes in the value of a derivative held by the fund will not correlate with the underlying instruments or the fund's other investments. Derivative instruments also involve the risk that a loss may be sustained as a result of the failure of the counterparty to the derivative instruments to make required payments or otherwise comply with the derivative instruments' terms. Certain types of derivatives involve greater risks than the underlying obligations because, in addition to general market risks, they are subject to illiquidity risk, counterparty risk and credit risk. Additionally, some derivatives involve economic leverage, which could increase the volatility of these investments as they may fluctuate in value more than the underlying instrument. The fund may be required to segregate liquid assets in connection with the purchase of derivative instruments.
- *Securities lending risk.* The fund may lend its portfolio securities to brokers, dealers and other financial institutions. In connection with such loans, the fund will receive collateral from the borrower equal to at least 100% of the value of the loaned securities. If the borrower of the securities fails financially, there could be delays in recovering the loaned securities or in exercising rights to the collateral.

MANAGEMENT

The investment adviser for the fund is The Dreyfus Corporation (Dreyfus), 200 Park Avenue, New York, New York 10166. Founded in 1947, Dreyfus manages approximately \$310 billion in 189 mutual fund portfolios. For the past fiscal year, each of Dreyfus S&P 500 Index Fund, Dreyfus Midcap Index Fund and Dreyfus Smallcap Stock Index Fund paid Dreyfus a management fee at the annual rate of 0.25% of the fund's average daily net assets, and Dreyfus International Stock Index Fund paid Dreyfus a management fee at the annual rate of 0.35% of the fund's daily net assets. A discussion regarding the basis for the board's approving the funds' management agreements with Dreyfus is available in the funds' semi-annual reports for the six-month period ended April 30, 2009. Dreyfus is the primary mutual fund business of The Bank of New York Mellon Corporation (BNY Mellon), a global financial services company focused on helping clients move and manage their financial assets, operating in 34 countries and serving more than 100 markets. BNY Mellon is a leading provider of financial services for institutions, corporations and high-net-worth individuals, providing asset and wealth management, asset servicing, issuer services, and treasury services through a worldwide client-focused team. BNY Mellon has more than \$22.3 trillion in assets under custody and administration and \$1.1 trillion in assets under management, and it services more than \$12.0 trillion in outstanding debt. Additional information is available at www.bnymellon.com.

The Dreyfus asset management philosophy is based on the belief that discipline and consistency are important to investment success. For each fund, Dreyfus seeks to establish clear guidelines for portfolio management and to be systematic in making decisions. This approach is designed to provide each fund with a distinct, stable identity.

Thomas Durante has been the primary portfolio manager of Dreyfus S&P 500 Index Fund, Dreyfus Midcap Index Fund and Dreyfus Smallcap Stock Index Fund since March 2000. Mr. Durante has been employed by Dreyfus since August 1982. He is also a portfolio manager with Mellon Capital Management Corporation (Mellon Capital), an affiliate of Dreyfus, and has been employed by Mellon Capital (and its predecessor) since January 2000. Richard A. Brown and Karen Q. Wong have been the co-primary portfolio managers of Dreyfus International Stock Index Fund since April 2007. Mr. Brown and Ms. Wong have been portfolio managers for Mellon Capital since 1995 and 2000, respectively. Mr. Brown and Ms. Wong have been dual employees of Dreyfus and Mellon Capital since April 2005.

The fund's Statement of Additional Information (SAI) provides additional portfolio manager information including compensation, other accounts managed and ownership of fund shares.

MBSC Securities Corporation (MBSC), a wholly owned subsidiary of Dreyfus, serves as distributor of the fund and for the other funds in the Dreyfus Family of Funds. Any Rule 12b-1 fees and shareholder services fees, as applicable, are paid to MBSC for financing the sale and distribution of fund shares and for providing shareholder account service and maintenance, respectively. Dreyfus or MBSC may provide cash payments out of its own resources to financial intermediaries that sell shares of funds in the Dreyfus Family of Funds or provide other services. Such payments are separate from any sales charges, 12b-1 fees and/or shareholder services fees or other expenses that may be paid by a fund to those intermediaries. Because those payments are not made by fund shareholders or the fund, the fund's total expense ratio will not be affected by any such payments. These payments may be made to intermediaries, including affiliates, that provide shareholder servicing, sub-administration, recordkeeping and/or sub-transfer agency services, marketing support and/or access to sales meetings, sales representatives and management representatives of the financial intermediary. Cash compensation also may be paid from Dreyfus' or MBSC's own resources to intermediaries for inclusion of a fund on a sales list, including a preferred or select sales list or in other sales programs. These payments sometimes are referred to as "revenue sharing." From time to time, Dreyfus or MBSC also may provide cash or non-cash compensation to financial intermediaries or their representatives in the form of occasional gifts; occasional meals, tickets or other entertainment; support for due diligence trips; educational conference sponsorships; support for recognition programs; and other forms of cash or non-cash compensation permissible under broker-dealer regulations. In some cases, these payments or compensation may create an incentive for a financial intermediary or its employees to recommend or sell shares of the fund to you. Please contact your financial representative for details about any payments they or their firm may receive in connection with the sale of fund shares or the provision of services to the fund.

The fund, Dreyfus and MBSC have each adopted a code of ethics that permits its personnel, subject to such code, to invest in securities, including securities that may be purchased or held by the fund. Each code of ethics restricts the personal securities transactions of employees, and requires portfolio managers and other investment personnel to comply with the code's preclearance and disclosure procedures. The primary purpose of the respective codes is to ensure that personal trading by employees does not disadvantage any fund managed by Dreyfus or its affiliates.

Shareholder Guide

BUYING AND SELLING SHARES

Valuing Shares

You pay no sales charges to invest in shares of the fund. Your price for shares is the net asset value per share (NAV), which is generally calculated as of the close of trading on the New York Stock Exchange (usually 4:00 p.m. Eastern time) on days the exchange is open for regular business.

Your order will be priced at the next NAV calculated after your order is received in proper form by the fund's transfer agent or other authorized entity. When calculating NAVs, Dreyfus values equity investments on the basis of market quotations or official closing prices. Dreyfus generally values fixed income investments based on values supplied by an independent pricing service approved by the fund's board. The pricing service's procedures are reviewed under the general supervision of the board. If market quotations or prices from a pricing service are not readily available, or are determined not to reflect accurately fair value, the fund may value those investments at fair value as determined in accordance with procedures approved by the fund's board. Fair value of investments may be determined by the fund's board, its pricing committee or its valuation committee in good faith using such information as it deems appropriate under the circumstances. Under certain circumstances, the fair value of foreign equity securities will be provided by an independent pricing service. Using fair value to price investments may result in a value that is different from a security's most recent closing price and from the prices used by other mutual funds to calculate their net asset values. Funds that seek tax-exempt income are not recommended for purchase in IRAs or other qualified retirement plans. Foreign securities held by a fund may trade on days when the fund does not calculate its NAV and thus may affect the fund's NAV on days when investors have no access to the fund.

Investments in certain types of thinly traded securities may provide short-term traders arbitrage opportunities. For example, arbitrage opportunities may exist when trading in a portfolio security or securities is halted and does not resume, or the market on which such securities are traded closes before the fund calculates its NAV. If short-term investors of the fund were able to take advantage of these arbitrage opportunities, they could dilute the NAV of fund shares held by long-term investors. Portfolio valuation policies can serve to reduce arbitrage opportunities available to short-term traders, but there is no assurance that such valuation policies will prevent dilution of the fund's NAV by short-term traders. While the fund has a policy regarding frequent trading, it too may not be completely effective to prevent short-term NAV arbitrage trading, particularly in regard to omnibus accounts. Please see "Shareholder Guide — Buying and Selling Shares — General Policies" for further information about the fund's frequent trading policy.

How to Buy Shares

By Mail – Regular Accounts. To open a regular account, complete an application and mail it, together with a check payable to The Dreyfus Family of Funds, to:

The Dreyfus Family of Funds
P.O. Box 55299
Boston, MA 02205-8502

To purchase additional shares in a regular account, mail a check payable to The Dreyfus Family of Funds (with your account number on your check), together with an investment slip, to:

The Dreyfus Family of Funds
P.O. Box 105
Newark, NJ 07101-0105

By Mail – IRA Accounts. To open an IRA account or make additional investments in an IRA account, be sure to specify the fund name and the year for which the contribution is being made. When opening a new account include a completed IRA application, and when making additional investments include an investment slip. Make checks payable to The Dreyfus Family of Funds, and mail to:

The Bank of New York Mellon, Custodian
P.O. Box 55552
Boston, MA 02205-8568

Electronic Check or Wire. To purchase shares in a regular or IRA account by wire or electronic check, please call 1-800-645-6561 (outside the U.S. 516-794-5452) for more information.

Dreyfus TeleTransfer. To purchase additional shares in a regular or IRA account by Dreyfus TeleTransfer, which will transfer money from a pre-designated bank account, request the account service on your application. Call us at 1-800-645-6561 (outside the U.S. 516-794-5452) or visit www.dreyfus.com to request your transaction.

Automatically. You may purchase additional shares in a regular or IRA account by selecting one of Dreyfus' automatic investment services made available to the fund on your account application or service application. See "Services for Fund Investors."

In Person. Visit a Dreyfus Financial Center. Please call us for locations.

The minimum initial and subsequent investment for regular accounts is \$2,500 and \$100, respectively. The minimum initial investment for IRAs is \$750, with no minimum subsequent investment. The minimum initial investment for educational savings accounts is \$500, with no minimum subsequent investment. Investments made through Dreyfus TeleTransfer are subject to a \$100 minimum and a \$150,000 maximum. All investments must be in U.S. dollars. Third-party checks, cash, travelers' checks or money orders will not be accepted. You may be charged a fee for any check that does not clear.

How to Sell Shares

You may sell (redeem) shares at any time. Your shares will be sold at the next NAV calculated after your order is received in proper form by the fund's transfer agent or other authorized entity. Any certificates representing fund shares being sold must be returned with your redemption request. Your order will be processed promptly and you will generally receive the proceeds within a week.

Before selling shares recently purchased by check, Dreyfus TeleTransfer or Automatic Asset Builder, please note that:

- if you send a written request to sell such shares, the fund may delay sending the proceeds for up to eight business days following the purchase of those shares
- the fund will not process wire, telephone, online or Dreyfus TeleTransfer redemption requests for up to eight business days following the purchase of those shares

By Mail — Regular Account. To redeem shares of a regular account by mail, send a letter of instruction that includes your name, your account number, the name of the fund, the dollar amount to be redeemed and how and where to send the proceeds. Mail your request to:

The Dreyfus Family of Funds
P.O. Box 55263
Boston, MA 02205-5263

By Mail -- IRA Accounts. To redeem shares of an IRA account by mail, send a letter of instruction that includes all of the same information for regular accounts and indicate whether the distribution is qualified or premature and whether the 10% TEFRA should be withheld. Mail your request to:

The Bank of New York Mellon, Custodian
P.O. Box 55552
Boston, MA 02205-8568

A **signature guarantee** is required for some written sell orders. These include:

- amounts of \$10,000 or more on accounts whose address has been changed within the last 30 days
- requests to send the proceeds to a different payee or address
- amounts of \$100,000 or more

A signature guarantee helps protect against fraud. You can obtain one from most banks or securities dealers, but not from a notary public. For joint accounts, each signature must be guaranteed. Please call to ensure that your signature guarantee will be processed correctly.

Telephone or Online. To sell shares in a regular account, call Dreyfus at 1-800-645-6561 (outside the U.S. 516-794-5452) or visit www.dreyfus.com to request your transaction.

A check will be mailed to your address of record or you may request a wire or electronic check (Dreyfus TeleTransfer). For wires or Dreyfus TeleTransfer, be sure that the fund has your bank account information on file. Proceeds will be wired or sent by electronic check to your bank account.

You may request that redemption proceeds be paid by check and mailed to your address of record (maximum \$250,000 per day). You may request that redemption proceeds be sent to your bank by wire (minimum \$1,000/maximum \$20,000 per day) or by Dreyfus TeleTransfer (minimum \$500/maximum \$20,000 per day). Holders of jointly registered fund or bank accounts may redeem by wire or through Dreyfus TeleTransfer up to \$500,000 within any 30-day period.

Automatically. You may sell shares in a regular account by calling 1-800-645-6561 (outside the U.S. 516-794-5452) for instructions to establish the Dreyfus Automatic Withdrawal Plan. You may sell shares in an IRA account by calling the above number for instructions on the Systematic Withdrawal Plan.

In Person. Visit a Dreyfus Financial Center. Please call us for locations.

General Policies

Unless you decline teleservice privileges on your application, the fund's transfer agent is authorized to act on telephone or online instructions from any person representing himself or herself to be you and reasonably believed by the transfer agent to be genuine. You may be responsible for any fraudulent telephone or online order as long as the fund's transfer agent takes reasonable measures to confirm that instructions are genuine.

If you invest through a financial intermediary (rather than directly with the distributor), the policies and fees may be different than those described herein. Banks, brokers, 401(k) plans, financial advisers and financial supermarkets may charge transaction fees and may set different minimum investments or limitations on buying or selling shares. Please consult your financial representative or the SAI.

The fund is designed for long-term investors. Frequent purchases, redemptions and exchanges may disrupt portfolio management strategies and harm fund performance by diluting the value of fund shares and increasing brokerage and administrative costs. As a result, Dreyfus and the fund's board have adopted a policy of discouraging excessive trading, short-term market timing and other abusive trading practices (frequent trading) that could adversely affect the fund or its operations. Dreyfus and the fund will not enter into arrangements with any person or group to permit frequent trading.

The fund also reserves the right to:

- change or discontinue its exchange privilege, or temporarily suspend the privilege during unusual market conditions
- change its minimum or maximum investment amounts
- delay sending out redemption proceeds for up to seven days (generally applies only during unusual market conditions or in cases of very large redemptions or excessive trading)
- "redeem in kind," or make payments in securities rather than cash, if the amount redeemed is large enough to affect fund operations (for example, if it exceeds 1% of the fund's assets)
- refuse any purchase or exchange request, including those from any individual or group who, in Dreyfus' view, is likely to engage in frequent trading

More than four roundtrips within a rolling 12-month period generally is considered to be frequent trading. A roundtrip consists of an investment that is substantially liquidated within 60 days. Based on the facts and circumstances of the trades, the fund may also view as frequent trading a pattern of investments that are partially liquidated within 60 days.

Transactions made through Automatic Investment Plans, Automatic Withdrawal Plans, Dreyfus Auto-Exchange Privileges, automatic non-discretionary rebalancing programs, and minimum required retirement distributions generally are not considered to be frequent trading. For employer-sponsored benefit plans, generally only participant-initiated exchange transactions are subject to the roundtrip limit.

Dreyfus monitors selected transactions to identify frequent trading. When its surveillance systems identify multiple roundtrips, Dreyfus evaluates trading activity in the account for evidence of frequent trading. Dreyfus considers the investor's trading history in other accounts under common ownership or control, in other Dreyfus Funds and BNY Mellon Funds, and if known, in nonaffiliated mutual funds and accounts under common control. These evaluations involve judgments that are inherently subjective, and while Dreyfus seeks to apply the policy and procedures uniformly, it is possible that similar transactions may be treated differently. In all instances, Dreyfus seeks to make these judgments to the best of its abilities in a manner that it believes is consistent with shareholder interests. If Dreyfus concludes the account is likely to engage in frequent trading, Dreyfus may cancel or revoke the purchase or exchange on the following business day. Dreyfus may also temporarily or permanently bar such investor's future purchases into the fund in lieu of, or in addition to, canceling or revoking the trade. At its discretion, Dreyfus may apply these restrictions across all accounts under common ownership, control or perceived affiliation.

Fund shares often are held through omnibus accounts maintained by financial intermediaries, such as brokers and retirement plan administrators, where the holdings of multiple shareholders, such as all the clients of a particular broker, are aggregated. Dreyfus' ability to monitor the trading activity of investors whose shares are held in omnibus accounts is limited. However, the agreements between the distributor and financial intermediaries include obligations to comply with the terms of this prospectus and to provide Dreyfus, upon request, with information concerning the trading activity of investors whose shares are held in omnibus accounts. If Dreyfus determines that any such investor has engaged in frequent trading of fund shares, Dreyfus may require the intermediary to restrict or prohibit future purchases or exchanges of fund shares by that investor.

Certain retirement plans and intermediaries that maintain omnibus accounts with the fund may have developed policies designed to control frequent trading that may differ from the fund's policy. At its sole discretion, the fund may permit such intermediaries to apply their own frequent trading policy. If you are investing in fund shares through an intermediary (or in the case of a retirement plan, your plan sponsor), please contact the intermediary for information on the frequent trading policies applicable to your account.

To the extent that the fund significantly invests in foreign securities traded on markets that close before the fund calculates its NAV, events that influence the value of these foreign securities may occur after the close of these foreign markets and before the fund calculates its NAV. As a result, certain investors may seek to trade fund shares in an effort to benefit from their understanding of the value of these foreign securities at the time the fund calculates its NAV (referred to as price arbitrage). This type of frequent trading may dilute the value of fund shares held by other shareholders. Dreyfus has adopted procedures designed to adjust closing market prices of foreign equity securities under certain circumstances to reflect what it believes to be their fair value.

To the extent that the fund significantly invests in thinly traded securities, certain investors may seek to trade fund shares in an effort to benefit from their understanding of the value of these securities (referred to as price arbitrage). Any such frequent trading strategies may interfere with efficient management of the fund's portfolio to a greater degree than funds that invest in highly liquid securities, in part because the fund may have difficulty selling these portfolio securities at advantageous times or prices to satisfy large and/or frequent redemption requests. Any successful price arbitrage may also cause dilution in the value of fund shares held by other shareholders.

Although the fund's frequent trading and fair valuation policies and procedures are designed to discourage market timing and excessive trading, none of these tools alone, nor all of them together, completely eliminates the potential for frequent trading.

Small Account Policy

If your account falls below \$500, the fund may ask you to increase your balance. If it is still below \$500 after 45 days, the fund may close your account and send you the proceeds.

Redemption Fee (Dreyfus International Stock Index Fund only)

Frequent trading can disrupt the fund's investment program and create additional costs for long term shareholders. For these reasons, the fund assesses a 2% fee on redemptions (including exchanges) of fund shares held for less than 60 days. The redemption fee is paid directly to the fund and is designed to offset brokerage commissions, market impact, and other costs associated with frequent trading.

Subject to the exceptions described below, you will be subject to the fee, whether you are holding shares directly in your name or indirectly through an intermediary, such as a broker, bank, investment adviser, record keeper for retirement plan participants, or any other third party. If you hold your shares through an intermediary's omnibus account, the intermediary is responsible for imposing the fee and remitting the fee to the fund.

The fund will use the "first-in, first-out" method to determine the holding period for the shares sold. Under this method, shares held the longest will be redeemed or exchanged first. The holding period commences on the day after your purchase order is effective.

The fund will not assess a redemption fee on fund shares (1) redeemed through automatic withdrawal plans or automatic exchange plans; (2) redeemed through certain comprehensive fee programs, such as wrap fee accounts and automated rebalancing or asset allocation programs offered by financial intermediaries (including those sponsored by Dreyfus or its affiliates); (3) acquired by the reinvestment of fund dividends or capital gain distributions; (4) redeemed by the fund (e.g., for failure to meet account minimums or to cover various fees); (5) purchased or redeemed by rollover, transfers and changes of account registration, provided that the investment remains in the fund; (6) purchased by other mutual funds, if approved by the fund; (7) held in accounts in which there are legal or contractual restrictions on the imposition of a redemption fee as determined by the fund in its sole discretion; (8) redeemed as a result of death, disability or a Qualified Domestic Relations Order; (9) redeemed from Coverdell Education Savings Accounts to pay qualified education expenses; (10) redeemed from 529 Plans; and (11) converted from one share class to another in the fund.

In addition, the fund will not impose redemption fees on certain types of retirement plan transactions processed through a participant recordkeeping system supported by Dreyfus or through third party record keepers. These transactions include: (1) redemptions of shares purchased with new contributions to the plan, such as payroll contributions, excess contributions, and loan repayments; (2) shares redeemed for withdrawals and distributions, such as minimum required distributions, systematic withdrawal programs, and lump sum distributions; (3) redemptions by plan participants of investments made on their behalf into Qualified Default Investment Alternatives ("QDIAs"); (4) shares redeemed by participation in automated account rebalancing programs or other systematic participant investment advice programs approved by the plan sponsor; (5) shares purchased or redeemed as a result of plan sponsor decisions, such as changes in investment options and plan termination or merger; (6) shares redeemed for loans, or following a hardship specified in the retirement plan documents; and (7) forfeitures or redemptions in connection with a participant's termination of employment.

The fund may waive redemption fees for certain retirement plans that have implemented automated processes or other procedures to prevent frequent trading. Such waivers require the written approval of the fund.

The fund reserves the right to withdraw waivers in its sole discretion without notice if the fund determines that an account is engaging in frequent trading or other activities detrimental to the fund.

If you hold your shares through a financial intermediary that does not process your share transactions in an omnibus account, the intermediary is responsible for providing Dreyfus with the information necessary to enable you to receive any redemption fee waivers to which you may be entitled.

While the fund seeks to apply its redemption fee policy to all accounts, the fund cannot assure that all intermediaries will properly assess the fees in omnibus accounts. In addition, due to operational

limitations or restrictions, retirement plans and intermediaries that maintain omnibus accounts with the fund may calculate redemption fees differently than the fund. If you are investing in fund shares through an intermediary (or in the case of a retirement plan, your plan sponsor), please contact the intermediary for more information on any differences in how the redemption fee may be applied to your investment in the fund.

DISTRIBUTIONS AND TAXES

The fund earns dividends, interest and other income from its investments, and distributes this income (less expenses) to shareholders as dividends. The fund also realizes capital gains from its investments, and distributes these gains (less any losses) to shareholders as capital gain distributions. The fund normally pays dividends and capital gain distributions annually. Fund dividends and capital gain distributions will be reinvested in the fund unless you instruct the fund otherwise. There are no fees or sales charges on reinvestments.

Distributions paid by the fund are subject to federal income tax, and may also be subject to state or local taxes (unless you are investing through a tax-advantaged retirement account). For federal tax purposes, in general, certain fund distributions, including distributions of short-term capital gains, are taxable to you as ordinary income. Other fund distributions, including dividends from U.S. companies and certain foreign companies and distributions of long-term capital gains, generally are taxable to you as qualified dividends and capital gains, respectively.

High portfolio turnover and more volatile markets can result in significant taxable distributions to shareholders, regardless of whether their shares have increased in value. The tax status of any distribution generally is the same regardless of how long you have been in the fund and whether you reinvest your distributions or take them in cash.

If you buy shares of a fund when the fund has realized but not yet distributed income or capital gains, you will be “buying a dividend” by paying the full price for the shares and then receiving a portion back in the form of a taxable distribution.

Your sale of shares, including exchanges into other funds, may result in a capital gain or loss for tax purposes. A capital gain or loss on your investment in the fund generally is the difference between the cost of your shares and the amount you receive when you sell them.

The tax status of your distributions will be detailed in your annual tax statement from the fund. Because everyone’s tax situation is unique, please consult your tax adviser before investing.

SERVICES FOR FUND INVESTORS

Automatic services

Buying or selling shares automatically is easy with the services described below. With each service, you select a schedule and amount, subject to certain restrictions. If you purchase shares through a third party, the third party may impose different restrictions on these services and privileges, or may not make them available at all. For information, call your financial representative or 1-800-645-6561.

Dreyfus Automatic Asset Builder® permits you to purchase fund shares (minimum of \$100 and maximum of \$150,000 per transaction) at regular intervals selected by you. Fund shares are purchased by transferring funds from the bank account designated by you.

Dreyfus Payroll Savings Plan permits you to purchase fund shares (minimum of \$100 per transaction) automatically through a payroll deduction.

Dreyfus Government Direct Deposit permits you to purchase fund shares (minimum of \$100 and maximum of \$50,000 per transaction) automatically from your federal employment, Social Security or other regular federal government check.

Dreyfus Dividend Sweep permits you to automatically reinvest dividends and distributions from the fund into another Dreyfus Fund (not available for IRAs).

Dreyfus Auto-Exchange Privilege permits you to exchange at regular intervals your fund shares for shares of other Dreyfus Funds.

Dreyfus Automatic Withdrawal Plan permits you to make withdrawals (minimum of \$50) on a monthly or quarterly basis, provided your account balance is at least \$5,000. Any CDSC will be waived, as long as the amount of any withdrawal does not exceed on an annual basis 12% of the greater of the account value at the time of the first withdrawal under the plan, or at the time of the subsequent withdrawal.

Exchange privilege

Generally, you can exchange shares worth \$500 or more (no minimum for retirement accounts) into other Dreyfus Funds. You can request your exchange by contacting your financial representative. Be sure to read the current prospectus for any fund into which you are exchanging before investing. Any new account established through an exchange generally will have the same privileges as your original account (as long as they are available). There is currently no fee for exchanges, although you may be charged a sales load when exchanging into any fund that has one. See the SAI for more information regarding exchanges.

Dreyfus TeleTransfer privilege

To move money between your bank account and your Dreyfus Fund account with a phone call or online, use the Dreyfus TeleTransfer privilege. You can set up Dreyfus TeleTransfer on your account by providing bank account information and following the instructions on your application, or contacting your financial representative. Shares held in an IRA or Education Savings Account may not be redeemed through the Dreyfus TeleTransfer privilege.

Account Statements

Every Dreyfus Fund investor automatically receives regular account statements. You will also be sent a yearly statement detailing the tax characteristics of any dividends and distributions you have received.

Dreyfus Express® voice-activated account access

You can easily manage your Dreyfus accounts, check your account balances, purchase fund shares, transfer money between your Dreyfus Funds, get price and yield information, and much more, by calling **1-800-645-6561**. Certain requests require the services of a representative.

Retirement Plans

Dreyfus offers a variety of retirement plans, including traditional and Roth IRAs, and Education Savings Accounts. Here's where you call for information:

- For traditional, rollover and Roth IRAs, and Education Savings Accounts, call 1-800-645-6561
- For SEP-IRAs, Keogh accounts, 401(k) and 403(b) accounts, call 1-800-358-0910

Dreyfus Financial Centers

A full array of investment services and products are offered at Dreyfus Financial Centers. This includes information on mutual funds, brokerage services, tax-advantaged products and retirements planning.

Experienced financial advisers can help you make informed choices and provide you with personalized attention in handling account transactions. The Financial Centers also offer informative seminars and events. To find out whether a Financial Center is near you, call **1-800-645-6561**.

FINANCIAL HIGHLIGHTS

These financial highlights describe the performance of the fund's shares for the fiscal periods indicated. "Total return" shows how much your investment in the fund would have increased (or decreased) during each period, assuming you had reinvested all dividends and distributions. The financial highlights for the fiscal years ended October 31, 2007, 2008 and 2009 have been audited by Ernst & Young LLP, an independent registered public accounting firm, whose report, along with the fund's financial statements, is included in the annual report, which is available upon request. Information for each of the fiscal years ended through October 31, 2006 was audited by the fund's former independent registered public accounting firm.

	<i>Year Ended October 31,</i>				
Dreyfus S&P 500 Index Fund	2009	2008	2007	2006	2005
Per Share Data (\$):					
Net asset value, beginning of period	27.66	44.18	40.57	35.50	33.30
Investment Operations:					
Investment income--net ^a	.53	.66	.61	.54	.56
Net realized and unrealized gain (loss) on investments	1.93	(16.51)	4.90	5.01	2.16
Total from Investment Operations	2.46	(15.85)	5.51	5.55	2.72
Distributions:					
Dividends from investment income-net	(.67)	(.67)	(.56)	(.48)	(.52)
Dividends from net realized gain on investments	-	-	(1.34)	-	-
Total Distributions	(.67)	(.67)	(1.90)	(.48)	(.52)
Net asset value, end of period	29.45	27.66	44.18	40.57	35.50
Total Return (%)	9.42	(36.38)	14.05	15.79	8.20
Ratios/Supplemental Data (%):					
Ratio of total expenses to average net assets	.51	.51	.51	.50	.50
Ratio of net expenses to average net assets	.50	.50	.50	.50	.50
Ratio of net investment income to average net assets	2.06	1.77	1.47	1.45	1.60
Portfolio Turnover Rate	4.36	4.95	4.71	5.04	7.24
Net Assets, end of period (\$ x 1,000)	2,238,885	2,090,178	3,735,372	3,656,990	3,310,961

^a Based on average shares outstanding at each month end.

Year Ended October 31,

Dreyfus Midcap Index Fund	2009	2008	2007	2006	2005
Per Share Data (\$):					
Net asset value, beginning of period	18.95	33.19	29.91	27.81	24.55
Investment Operations:					
Investment income--net ^a	.26	.31	.38	.28	.28
Net realized and unrealized gain (loss) on investments	2.73	(11.42)	4.36	3.23	3.87
Total from Investment Operations	2.99	(11.11)	4.74	3.51	4.15
Distributions:					
Dividends from investment income-net	(.32)	(.35)	(.28)	(.26)	(.16)
Dividends from net realized gain on investments	(.96)	(2.78)	(1.18)	(1.15)	(.73)
Total Distributions	(1.28)	(3.13)	(1.46)	(1.41)	(.89)
Net asset value, end of period	20.66	18.95	33.19	29.91	27.81
Total Return (%)	17.89	(36.64)	16.45	12.95	17.14
Ratios/Supplemental Data (%):					
Ratio of total expenses to average net assets	.51	.51	.51	.50	.50
Ratio of net expenses to average net assets	.50	.50	.50	.50	.50
Ratio of net investment income to average net assets	1.45	1.16	1.20	.95	1.04
Portfolio Turnover Rate	21.72	24.48	22.53	16.05	19.54
Net Assets, end of period (\$ x 1,000)	1,758,165	1,581,926	2,491,415	2,270,969	2,059,222

^a Based on average shares outstanding at each month end.

Year Ended October 31,

Dreyfus Smallcap Stock Index Fund	2009	2008	2007	2006	2005
Per Share Data (\$):					
Net asset value, beginning of period	15.71	25.45	23.93	21.06	18.91
Investment Operations:					
Investment income--net ^a	.15	.22	.15	.12	.11
Net realized and unrealized gain (loss) on investments	.45	(7.85)	2.45	3.11	2.68
Total from Investment Operations	.60	(7.63)	2.60	3.23	2.79
Distributions:					
Dividends from investment income-net	(.23)	(.15)	(.12)	(.11)	(.10)
Dividends from net realized gain on investments	(1.04)	(1.96)	(.96)	(.25)	(.54)
Total Distributions	(1.27)	(2.11)	(1.08)	(.36)	(.64)
Net asset value, end of period	15.04	15.71	25.45	23.93	21.06
Total Return (%)	5.43	(32.21)	11.15	15.53	14.88
Ratios/Supplemental Data (%):					
Ratio of total expenses to average net assets	.51	.51	.51	.50	.50
Ratio of net expenses to average net assets	.50	.50	.50	.50	.50
Ratio of net investment income to average net assets	1.11	1.09	.60	.52	.55
Portfolio Turnover Rate	25.48	31.84	25.08	25.05	13.64
Net Assets, end of period (\$ x 1,000)	804,184	734,645	998,016	888,354	724,909

^a Based on average shares outstanding at each month end.

Year Ended October 31,

Dreyfus International Stock Index Fund	2009	2008	2007	2006	2005
Per Share Data (\$):					
Net asset value, beginning of period	11.51	21.98	18.03	14.47	12.57
Investment Operations:					
Investment income--net ^a	.30	.49	.43	.38	.29
Net realized and unrealized gain (loss) on investments	2.51	(10.47)	3.90	3.45	1.88
Total from Investment Operations	2.81	(9.98)	4.33	3.83	2.17
Distributions:					
Dividends from investment income-net	(.25)	(.49)	(.38)	(.27)	(.27)
Dividends from net realized gain on investments	(.02)	-	-	-	-
Total Distributions	(.27)	(.49)	(.38)	(.27)	(.27)
Net asset value, end of period	14.05	11.51	21.98	18.03	14.47
Total Return (%)	25.13	(46.37)	24.40	26.83	17.40
Ratios/Supplemental Data (%):					
Ratio of total expenses to average net assets	.61	.61	.61	.60	.60
Ratio of net expenses to average net assets	.60	.60	.60	.60	.60
Ratio of net investment income to average net assets	2.53	2.72	2.20	2.30	2.07
Portfolio Turnover Rate	17.26	7.17	3.31	4.12	3.46
Net Assets, end of period (\$ x 1,000)	547,282	326,931	561,653	355,608	200,674

^a Based on average shares outstanding at each month end.

For More Information

Dreyfus S&P 500 Index Fund
Dreyfus Smallcap Stock Index Fund
Dreyfus International Stock Index Fund
Each a Series of Dreyfus Index Funds, Inc.
SEC file number: 811-5883

Dreyfus Midcap Index Fund, Inc.
SEC file number: 811-6325

More information on this fund is available free upon request, including the following:

Annual/Semiannual Report

Describes the fund's performance, lists portfolio holdings and contains a letter from the fund's manager discussing recent market conditions, economic trends and fund strategies that significantly affected the fund's performance during the last fiscal year. The fund's most recent annual and semiannual reports are available at www.dreyfus.com.

Statement of Additional Information (SAI)

Provides more details about the fund and its policies. A current SAI is available at www.dreyfus.com and is on file with the Securities and Exchange Commission (SEC). The SAI is incorporated by reference (is legally considered part of this prospectus).

Portfolio Holdings

Dreyfus funds generally disclose their complete schedule of portfolio holdings monthly with a 30-day lag at www.dreyfus.com under Mutual Fund Center – Dreyfus Mutual Funds – Mutual Fund Total Holdings. Complete holdings as of the end of the calendar quarter are disclosed 15 days after the end of such quarter. Dreyfus money market funds generally disclose their complete schedule of holdings daily. The schedule of holdings for a fund will remain on the website until the fund files its Form N-Q or Form N-CSR for the period that includes the dates of the posted holdings.

A complete description of the fund's policies and procedures with respect to the disclosure of the fund's portfolio securities is available in the fund's SAI.

To obtain information:

By telephone Call 1-800-645-6561

By mail Write to:
The Dreyfus Family of Funds
144 Glenn Curtiss Boulevard
Uniondale, NY 11556-0144

By E-mail Send your request to info@dreyfus.com

On the Internet Certain fund documents can be viewed online or downloaded from:

SEC <http://www.sec.gov>

Dreyfus <http://www.dreyfus.com>

You can also obtain copies, after paying a duplicating fee, by visiting the SEC's Public Reference Room in Washington, DC (for information, call 1-202-551-8090) or by E-mail request to publicinfo@sec.gov, or by writing to the SEC's Public Reference Section, Washington, DC 20549-0102.

